

# TradeTracker.com Tracking Code


Version 1.0

With TradeTracker.com Tracking Code extension you can implement tradetracker conversion by TradeTracker.com in success page of your Magento store just in a minute.

Compatible with Magento Community Edition 2.1.1, 2.1.2, 2.1.3, 2.1.4, 2.1.5

## Contents

1. Installation instructions
2. Configuration



# 1. Installation instructions

Unpack extension archive into Magento root folder.

Enable module:

```
magento module:enable Baluc_Tracker
```

Run magento upgrade:

```
magento setup:upgrade
```

Run Magento compile command:

```
magento setup:di:compile
```

Generate static content:

```
magento setup:static-content:deploy
```

Flush Magento cache:

```
magento cache:flush
```

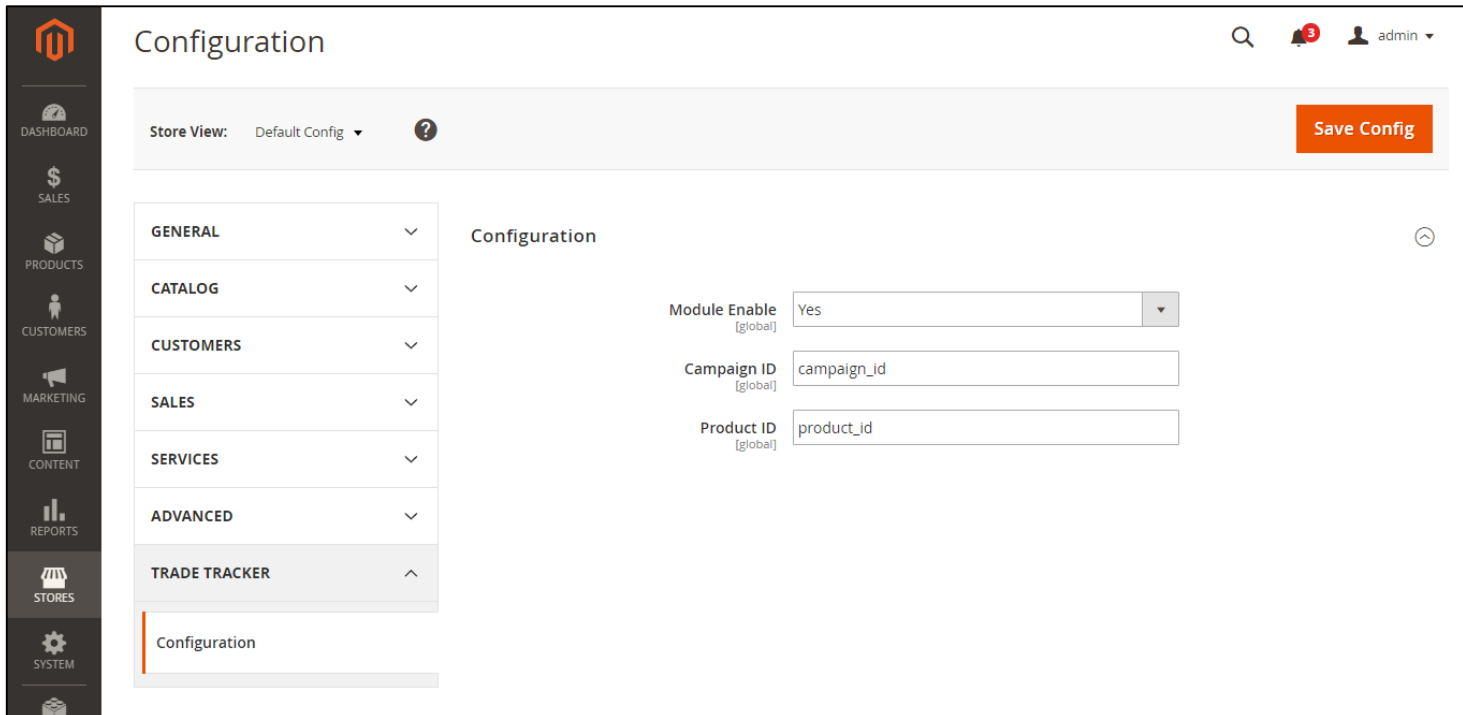
## 2. Configuration

Sign in to Magento Admin Panel

Open extension configuration page:

STORES -> TRADE TRACKER -> Configuration

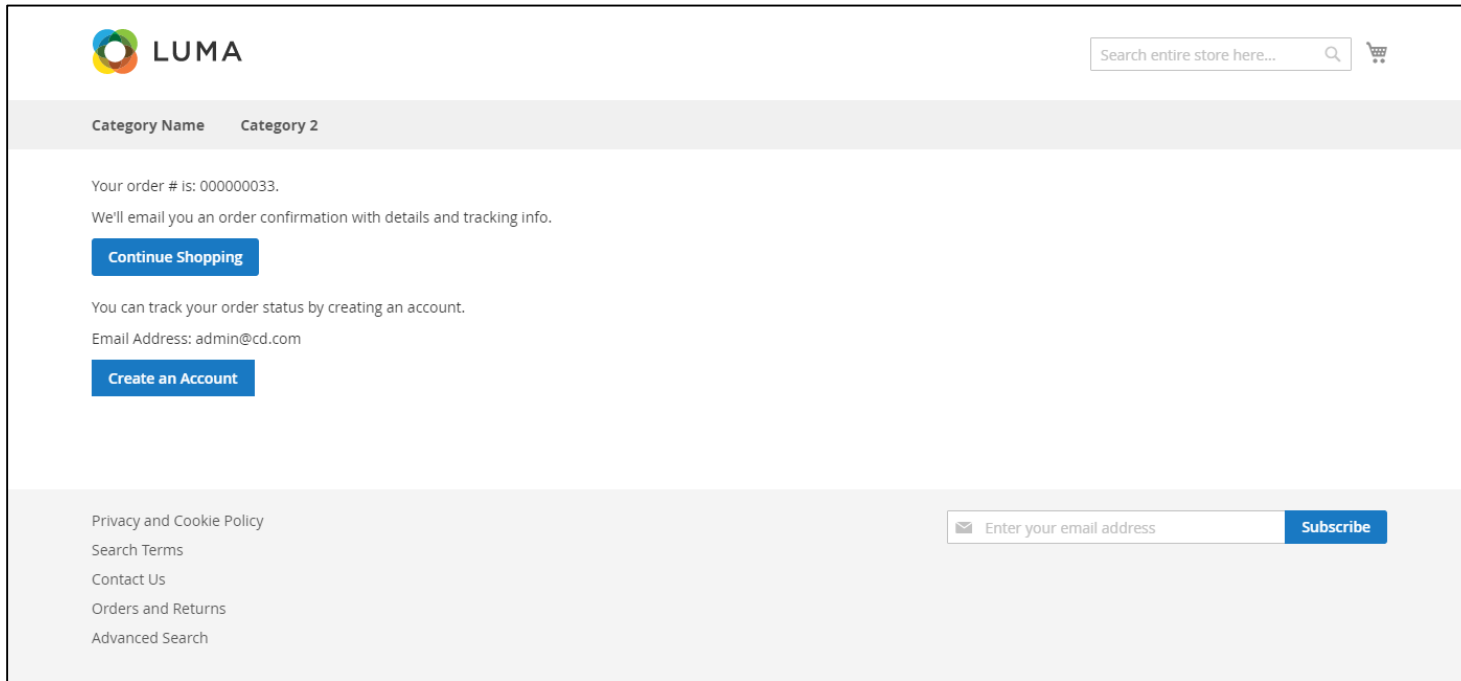
Fill in "Campaign ID" and "Product ID" fields with corresponding values



The screenshot shows the Magento Admin Panel Configuration page for the Trade Tracker extension. The page is titled "Configuration" and features a sidebar with navigation options: DASHBOARD, SALES, PRODUCTS, CUSTOMERS, MARKETING, CONTENT, REPORTS, STORES, and SYSTEM. The "STORES" section is expanded, showing "TRADE TRACKER" and "Configuration". The "Configuration" section is active, displaying the following settings:

- Store View: Default Config (with a help icon)
- Save Config (button)
- Configuration (title)
- Module Enable [global]: Yes (dropdown menu)
- Campaign ID [global]: campaign\_id (text input)
- Product ID [global]: product\_id (text input)

TradeTracker.com Tracking Code will be included in Success page of your Magento store.



The screenshot shows a success page for a store named LUMA. At the top left is the LUMA logo. At the top right is a search bar with the text "Search entire store here..." and a shopping cart icon. Below the header is a grey bar with "Category Name" and "Category 2". The main content area contains the following text: "Your order # is: 000000033.", "We'll email you an order confirmation with details and tracking info.", a blue "Continue Shopping" button, "You can track your order status by creating an account.", "Email Address: admin@cd.com", and a blue "Create an Account" button. At the bottom left are links for "Privacy and Cookie Policy", "Search Terms", "Contact Us", "Orders and Returns", and "Advanced Search". At the bottom right is an email subscription form with an envelope icon, the text "Enter your email address", and a blue "Subscribe" button.